


# Color Selection Guide




STONE WHITE SR  
R .60 E .86 SRI 71



BONE WHITE SR  
R .70 E .85 SRI 85



ALMOND SR  
R .57 E .86 SRI 67




SANDSTONE SR  
R .51 E .85 SRI 58



SLATE GRAY SR  
R .36 E .84 SRI 37




CITYSCAPE SR  
R .37 E .85 SRI 39



CHARCOAL GRAY SR  
R .29 E .84 SRI 28



SIERRA TAN SR  
R .35 E .86 SRI 37



MEDIUM BRONZE SR  
R .30 E .87 SRI 31




DARK BRONZE SR<sup>1</sup>  
R .26 E .84 SRI 24



EXTRA DARK BRONZE  
R .06 E .88 SRI 0




MATTE BLACK SR<sup>1</sup>  
R .26 E .84 SRI 17




BRANDYWINE SR<sup>2</sup>  
R .25 E .85 SRI 23



COLONIAL RED SR  
R .31 E .85 SRI 31



TERRA COTTA SR  
R .35 E .87 SRI 37




MANSARD BROWN SR  
R .26 E .85 SRI 24



REGAL RED SR  
R .42 E .84 SRI 45



AWARD BLUE ★  
R .15 E .84 SRI 9



SKY BLUE SR  
R .29 E .85 SRI 28



ELECTRIC BLUE ★  
R .21 E .88 SRI 19



REGAL BLUE  
R .16 E .86 SRI 12



TEAL  
R .13 E .85 SRI 7



PATINA GREEN SR  
R .29 E .86 SRI 29



DARK IVY SR<sup>2</sup>  
R .24 E .83 SRI 21



SHERWOOD GREEN SR  
R .27 E .85 SRI 26



HARTFORD GREEN  
R .09 E .88 SRI 4



HEMLOCK GREEN SR  
R .29 E .86 SRI 29



TROPICAL PATINA SR  
R .28 E .85 SRI 27



SILVER METALLIC SR★  
R .60 E .77 SRI 68



CLASSIC COPPER SR ★  
R .49 E .86 SRI 56



CHAMPAGNE METALLIC SR ★  
R .37 E .82 SRI 38

★ = Premium Color  
SR = Solar-Reflectant color,  
with KYNAR finish having  
Reflectivity of at least 0.25  
\*SR<sup>1</sup> values qualify in steel only  
\*SR<sup>2</sup> values qualify in  
aluminum only

**Protective film must be removed immediately after installation.**

**For a true color representation, please call or write for actual metal sample(s).**